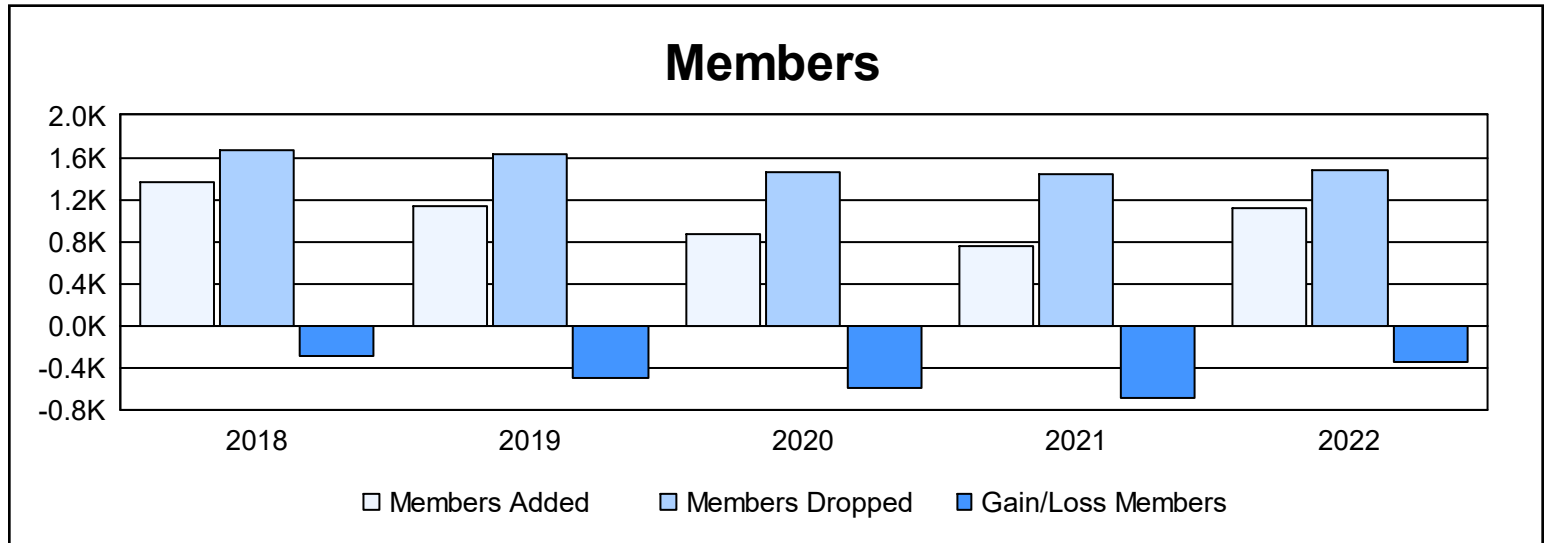
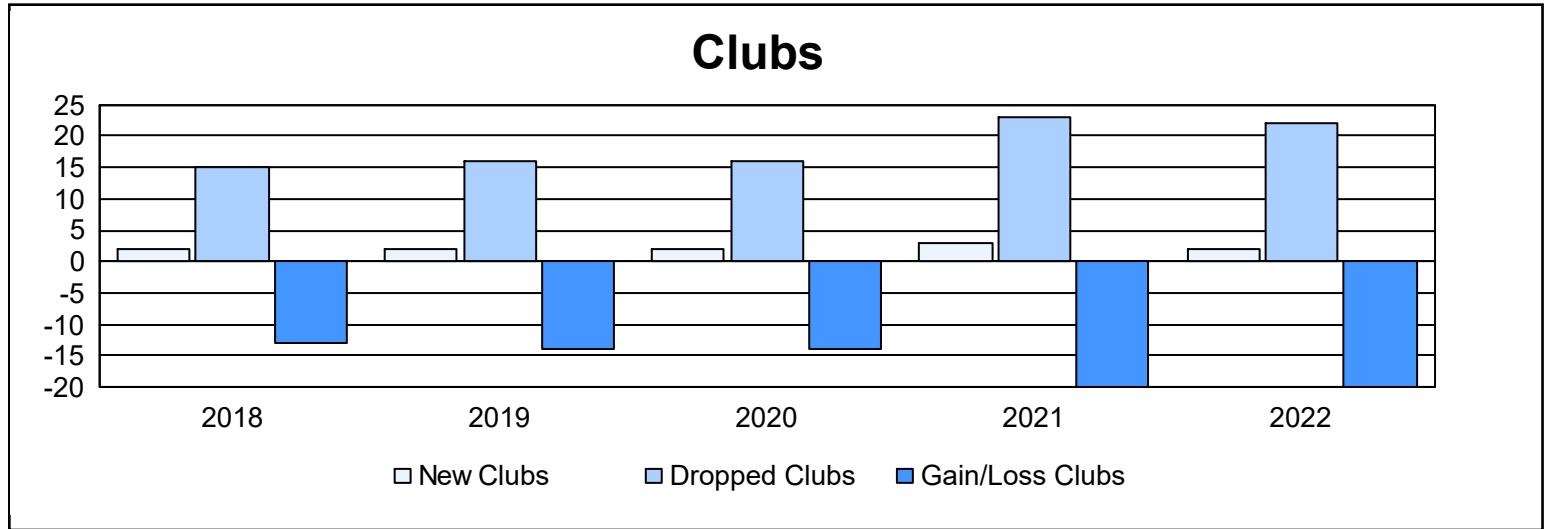
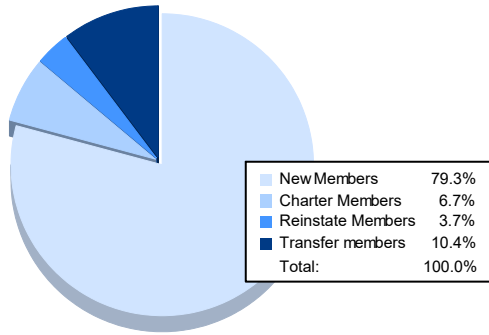


| Year | New Clubs | Dropped Clubs | Gain/ Loss Clubs | New Members | Charter Members | Reinstate Members | Transfer Members | Total Member Added | Total Members Dropped | Gain/ Loss Members |
|----------------|-----------|---------------|------------------|-------------|-----------------|-------------------|------------------|--------------------|-----------------------|--------------------|
| 2017-2018 | 2 | 15 | -13 | 1,158 | 52 | 43 | 113 | 1,366 | 1,665 | -299 |
| 2018-2019 | 2 | 16 | -14 | 934 | 60 | 32 | 100 | 1,126 | 1,622 | -496 |
| 2019-2020 | 2 | 16 | -14 | 629 | 73 | 51 | 112 | 865 | 1,456 | -591 |
| 2020-2021 | 3 | 23 | -20 | 538 | 96 | 31 | 93 | 758 | 1,438 | -680 |
| 2021-2022 | 2 | 22 | -20 | 888 | 75 | 41 | 116 | 1,120 | 1,469 | -349 |
| Average | 2 | 18 | -16 | 829 | 71 | 40 | 107 | 1,047 | 1,530 | -483 |



Membership Composition June 2022 Cumulative



Gender Composition June 2022 Cumulative

